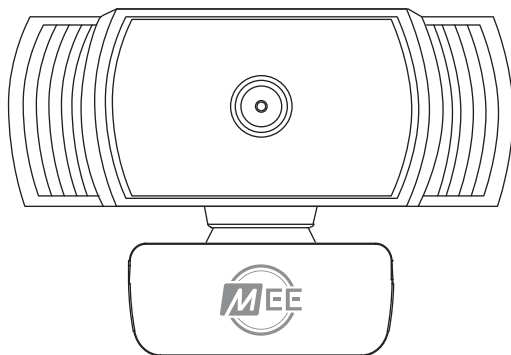


USER MANUAL



1080p USB CAMERA with **AUTOFOCUS**

Model: CAM-C6A

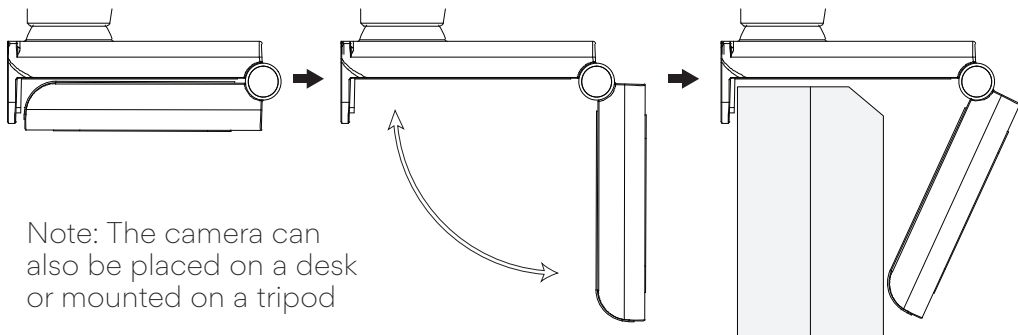
SETUP GUIDE



To learn more about using your camera, scan the QR code or enter the URL below into your web browser: MEEaudio.com/CameraHelp

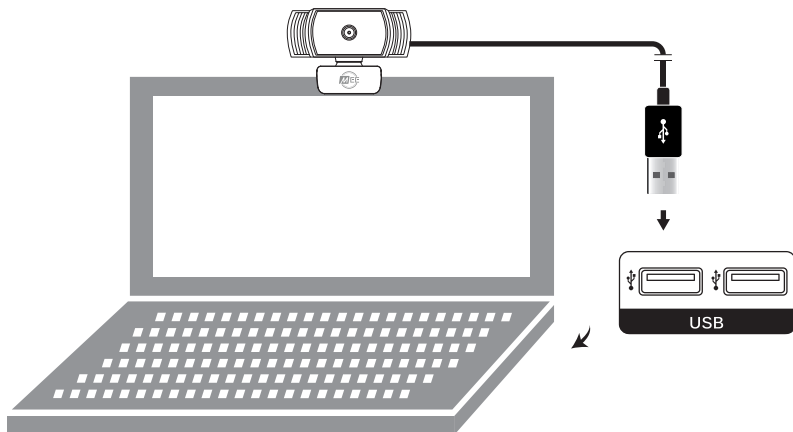
Getting Started

Open the base of the camera and mount it securely on your monitor or laptop screen



Note: The camera can also be placed on a desk or mounted on a tripod

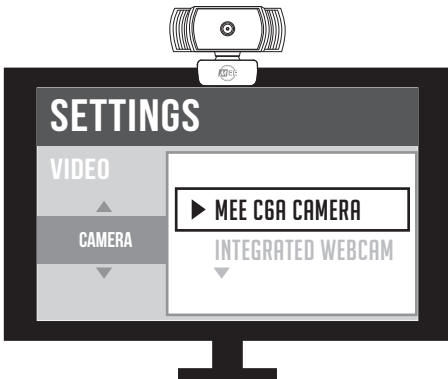
Connect your camera to your computer's USB port.



Setup

This camera is plug-and-play and does not require additional software but you may have to select it as the default video device in your video recording or teleconferencing app:

To use the integrated microphone, you may also need to select it from your video recording or teleconferencing app:



For more information about using your camera with different applications, scan the QR code or enter the URL below into your web browser:

MEEaudio.com/CameraHelp

Note: If the computer does not automatically recognize the camera, try plugging it into a different USB port. If the issue persists, restart your computer.

Additional Information

Safety and Care

- Avoid touching the camera lens with your fingers, sharp objects, and coarse materials.
- Use a clean, soft cloth to clean the camera if needed. Do not use chemical cleaners.
- Avoid dropping the camera as impact may damage its internal components or scratch its lens
- There are no user replaceable/reparable parts in this device. Disassembling it will void your warranty.

Disposal and Recycling

Dispose of this product in accordance with all local laws and regulations. Because this product contains electronic components, it must be disposed of separately from household waste. Contact local authorities to learn about disposal and recycling options.

Warranty

MEE audio products purchased from authorized resellers are covered by a 1-year manufacturer warranty. For more information, visit [MEEaudio.com/support](https://meeaudio.com/support)

MEE audio and its logo are registered trademarks of S2E, Inc. All rights reserved.

Microsoft® Windows® is a registered trademark of Microsoft Corporation in the United States and other countries.
©2018 Google LLC All rights reserved. Chrome OS™ operating system is a trademark of Google LLC.
macOS® is a registered trademark of Apple Inc.
All other trademarks are the property of their respective owners.



WARNING: Cancer and Reproductive Harm -
www.P65Warnings.ca.gov
For more information about this warning visit
MEEaudio.com/prop65

Warnings

This device is designed and manufactured to operate within its defined design limits. Misuse may result in electric shock or fire. Read and follow these instructions carefully.

- To prevent fire or shock hazards, do not expose this unit to rain or moisture. If the device comes in contact with liquids, quickly wipe away. If submersed in water, do not turn the device on until completely dried.
Note: liquid submersion voids the warranty.
- Only use attachments/accessories specified by the manufacturer

Changes or modifications to this unit not expressly approved by MEE audio could void the user's authority to operate the equipment.

Keep the device and packaging out of reach of children.

For Additional Support

View meeaudio.com/CameraHelp for easy-to-follow setup videos and the latest troubleshooting information.

Still Have Questions?

Email Support: support@meeaudio.com